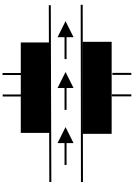


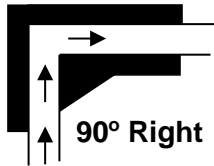
# STAND SOMEWHERE SAFE

Study the diagrams –  
the shaded areas are  
**‘No-Go’**

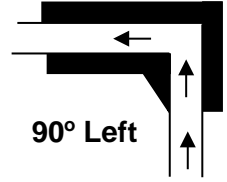
Being there could cause delays or the cancellation of the Stage.



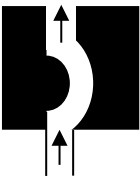
X – roads



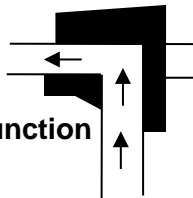
90° Right



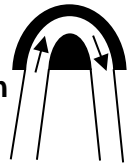
90° Left



Brow



T – Junction

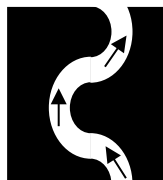


Hairpin

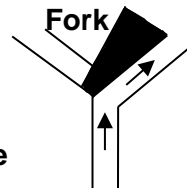
Right hand  
bend



Left hand  
bend



Chicane



Fork

# **SAFETY**

## **The Do's and Don'ts for Spectators at Rallies**

Rallying is a spectacular sport to watch and we hope that you will come out and follow it. The safety rules are important as the cars you are watching may not be under control.

### **DO . . .**

- ... .. Always obey a marshal.
- ... .. Stand in naturally protected area.
- ... .. Please leave your dog at home.
- ... .. Understand that a car can crash in a very unpredictable way and place.

- ... .. Don't assume that you can hear a car coming.
- ... .. Don't stand on the outside of a corner.
- ... .. Don't assume you can make a hasty escape from a car crashing. There's never time.
- ... .. Don't assume that the rally cars will arrive at even intervals.

### **DO NOT . . .**

*The road is only open after a special stage when the "Sweeper" car goes by. It is clearly marked. Until it arrives expect a rally car at any time, even if there has been a long break.*