

## SCHEDULE GR86<sup>©</sup>

# TECHNICAL REGULATIONS

## Bridgestone GR86 Championship 2024-25

### PREAMBLE

The Bridgestone GR86 Championship is a one-make race category based on the Series Production rear wheel-drive Toyota GR86.

The object of the series is to provide a professionally managed and promoted, cost effective sanctioned race series utilising a race prepared production rear-wheel drive sports car.

### COMPETITOR RECORD OF AMENDMENTS ISSUED TO THIS SCHEDULE

Use this table to keep a record of all official Championship Amendments issued during the season relative to this Schedule;

Amendment Number	Issue/Effective date	Regulation reference	Subject / Notes
GR86-24-T001	20 November 2024	6.1	To ensure the minimum racing weight is fair across the field.
GR86-24-T001	20 November 2024	7.3	To clarify the locking of the dash configuration.
GR86-24-T001	20 November 2024	10.3	To clarify the use of driver comfort aids.
GR86-24-T001	20 November 2024	12.3 & 12.4	To allow use of the TR86 transmission for testing purposes only.
GR86-24-T001	20 November 2024	Schedule 1	To standardise the dash configuration.
GR86-24-T002	24 November 2024	11.2	Request from Category Technical to allow additional cooling for Round 1 only.
GR86-25-T003	16 January 2025	9.0	To help reduce engine oil operating temperature and provide more clearance for the repositioning of the oil cooler.
GR86-25-T003	16 January 2025	12	To widen the availability of transmissions for the season and to ensure that the steering racks are held firm with no lateral movement.
GR86-25-T003	16 January 2025	15	to introduce a replacement rim for the original which has reliability problems
GR86-25-T003	16 January 2025	Schedule 1	to add new items to the control part list.
GR86-25-T004	31 January 2025	11.0	Approve additional cooling requirements for complete series
GR86-25-T005	6 February 2025	16	include the official MotorSport New Zealand measuring tools for the Bridgestone GR86 Championship
GR86-25-T006	8 February 2025	11.3	To allow additional cooling to the engine.

GR86-25-T007	20 March 2025	9.1.3, 9.10, 9.11	To assist with engine cooling, allow for the removal of a high use part that has little practical use. As well as to clarify the allowance of an alternative safety harness.
--------------	---------------	----------------------	------------------------------------------------------------------------------------------------------------------------------------------------------------------------------

## 1.0 GENERAL PRESCRIPTIONS RELATIVE TO THIS SCHEDULE

- 1.1 This Schedule shall be read in conjunction with the MotorSport NZ safety schedule as detailed in Appendix Two, Schedule A of the current MotorSport Manual.**
- 1.2** Text changes (to the previously issued Schedule) shall be highlighted such, although text changes for grammatical and formatting reasons will not be highlighted.
- 1.3** MotorSport New Zealand is responsible for the control of the Bridgestone GR86 Championship Technical Regulations and their interpretations. All enquiries relative to these regulations shall be directed to the personnel detailed under Article 1.10 below.
- 1.4** All cars entering competitions to which this Schedule applies shall have a valid MSNZ logbook.
- 1.5** All GR86 race cars shall be originally sourced through TOYOTA GAZOO Racing New Zealand (**TGRNZ**) and only these racecars (as prepared and supplied by TOYOTA GAZOO Racing New Zealand) are eligible to compete in the Bridgestone GR86 Championship.
- 1.6** These regulations define the specific modifications performed to the Series Production GR86 model by TOYOTA GAZOO Racing New Zealand to create the GR86 race car and additionally define the only permissible changes to this specification that may be performed by the Competitor.
- 1.7** The GR86 race car shall at all times, whilst in attendance at a round and / or Official Test Day of the Bridgestone GR86 Championship, correspond in all aspects with these regulations as defined hereinafter. Hence, any modification to the racecar, not specifically detailed within this Schedule, or subsequent amendments to this Schedule as issued by MotorSport NZ, are expressly forbidden.
- 1.8** All OE replacement parts and control parts shall be purchased from TOYOTA GAZOO Racing New Zealand.
- 1.9** All parts shall remain standard, hence any processing and/or changing of parts, mechanically, thermally or chemically, is strictly prohibited. Only work necessary for the car's normal servicing, and/or for the replacement of parts worn through use or accident is authorised.
- 1.10 TECHNICAL ELIGIBILITY AND SAFETY EQUIPMENT ENQUIRY:** Where any doubt may exist in understanding any regulation contained within this Schedule it will be understood that it is the Competitors obligation to enquire as to the correct interpretation. All technical eligibility and/or safety equipment enquiry shall be submitted in writing to:

GR86 Championship Series Engineer Bruce Airey 027 231 3961 bruce.airey@toyotaracing.co.nz	MotorSport NZ Championship Scrutineer Justin Scelly 021356002 justin@baigent.co.nz
-------------------------------------------------------------------------------------------------------	---------------------------------------------------------------------------------------------

- All enquiries should detail the article in question and the specific subject matter.
- A written reply will always be given to a written enquiry.
- On matters of technical eligibility and/or safety compliance, a verbal statement will have no validity.

## 2.0 DEFINITIONS

**2.1** Definition of terms used within this Schedule shall be referenced from the National Sporting Code, Appendix Two Schedule A and as detailed below:

**‘Aftermarket’:** means a catalogued, off the shelf component sourced from another manufacturer to that of the original car, which may be fitted without making modification to the original car.

**‘Control Part’:** means a specific part intended for use on the GR86 race car that is fully controlled in respect of its specification, application and supply, and where specified shall be fitted.

**‘Free’ (part):** means that the original part as well as its function may be removed or replaced with a new part on condition that the new part has no additional function relative to the original part.

**‘Normal Servicing’:** means work performed whereby systems and/or parts of the race car are restored to their same working order and to the same standard as when the systems and/or parts were new.

**‘OE’:** means the ‘original equipment’ parts as fitted/supplied by Toyota to the GR86 (model and year specific).

**‘Original’:** means the component parts of the series production GR86 model as originally fitted by Toyota at the time of manufacturer and includes all devices, equipment, accessories and/or components as fitted to the production model represented.

**‘Race Trim’:** means the condition in which the car competes, and shall include all fluids, the driver including all safety apparel and any ballast required to maintain weight compliance.

**‘Racing Weight’:** means the minimum weight of the race car including the driver being the complete weight of the competing car in ‘race trim’ (which includes the driver and any ballast necessary to respect this weight).

**‘Schedule A’:** means the ‘Driver and Vehicle Safety’ requirements as detailed in Appendix Two Schedule A of the MotorSport New Zealand Manual.

**‘Technical Manual’:** means the TGRNZ technical data/specification manual for the Toyota model GR86 which can be viewed on request by contacting the Series Engineer or Championship Scrutineer.

**‘Toyota GR86’:** means the Series Production Toyota GR86 model as supplied by TGRNZ.

**‘Standard’:** means the original specification as detailed in the Toyota Technical Manual for the Toyota GR86 model.

### **3.0 COMPETITOR / ENTRANT RESPONSIBILITY**

- 3.1** GR86 race cars shall be entered only in a technically correct condition. They must fully correspond with these technical regulations and in all respects the safety regulations as detailed in this schedule or Appendix Two Schedule A of the current MotorSport Manual.
- 3.2** Competitors / Entrants are obligated to make their race car available for any technical eligibility and safety inspections, as and when requested, by the appointed Championship Scrutineer or MSNZ Technical Officer. The Competitor / Entrant shall present their race car and safety apparel for any pre-event safety audits. The race car shall be presented as it will be used in the competition and shall correspond to these technical regulations in all respects. The MSNZ logbook will be required to be submitted to the Championship Scrutineer at this time.
- 3.3** Competition preparation and care of the GR86 race car shall be the responsibility of the Competitor / Entrant. This includes all maintenance and race damage repair work which shall be performed, at all times, in accordance with and in the spirit of these technical regulations. (Excludes items sealed with MSNZ seal)
- 3.4** It is the Competitor / Entrants sole responsibility to ensure that only Toyota OE parts and/or TOYOTA GAZOO Racing Control Parts are fitted to the race car and are used in accordance with these technical regulations.
- 3.5** A high level of vehicle presentation including any necessary bodywork repairs is expected when entered in rounds of the Series. This will be monitored by TGRNZ.
- 3.6** Competitors / Entrants are not permitted to remove their race cars from the circuit once the round has officially started without first seeking the permission of the Championship Scrutineer or MSNZ Technical Officer.

### **4.0 OFFICIAL (CHAMPIONSHIP SEALS and SEALING REQUIREMENTS**

- 4.1** Definitive text regarding official seals is detailed under Appendix Two Schedule A, Article 3.7 of the current MotorSport Manual.
- 4.2** It is a requirement of this schedule that Category C seals be affixed by the appointed Championship Scrutineer or Series Engineer to the specified assemblies as detailed below.
- 4.3** Category C seals shall be applied to the following assemblies:
- Engine: wire seal through bolt on the front cover
  - Gearbox: wire seal through bolt on the tail-shaft cover
  - Final drive: wire seal through bolt/s on the rear cover
  - ECU: wire seal through ECU front mounting bolt
- 4.4** It is the Competitors' responsibility to ensure that these seals remain intact for the duration of their application period (as detailed in the MSNZ vehicle logbook).
- 4.5** Permission must be sought prior to removing (breaking) any of the seals detailed above for whatever reason. All requests to be submitted in writing to the appointed MSNZ Championship Scrutineer and/or the MSNZ Technical Manager – refer to the relevant Championship Articles for contact details. Upon approval, written confirmation of 'PERMISSION GRANTED' to remove the specified seal will be given. This record must be kept by the Competitor and produced upon request of a Championship Official.

- 4.6** Where a request to remove a seal is received away from a Meeting, and it is deemed necessary by the appointed MSNZ Championship Scrutineer and/or MSNZ Technical Department to perform a technical inspection, a charge of \$195.00 per hour or part of, plus travel expenses will apply.

## **5.0 SAFETY EQUIPMENT REQUIREMENTS**

- 5.1** The GR86 race car is fitted with the following vehicle safety equipment by TOYOTA GAZOO Racing New Zealand which shall be maintained and serviced as per Schedule A requirements;

- 5.1.1** A MotorSport NZ **type approved safety cage**. A certificate for this safety cage must be contained in the vehicle logbook.

**Protective padding** in compliance with FIA Std 8857-2001 or Schedule A shall be installed/maintained within the defined head-space area – refer Schedule A Part One 4.6(6) and diagram 4.6(6).

- 5.1.2** A **safety harness** compliant to FIA Standard 8853-2016 (6 strap) for the driver.

- 5.1.3** A **competition seat** compliant to FIA Standard 8855/99 or FIA Standard 8862-2009 for the driver.

- 5.1.4** A hand-held **fire extinguisher** of 2kg capacity mounted in compliance with Schedule A.

- 5.1.5** An **external ignition / circuit breaker switch** located on the right-hand side near the bottom of the front windscreen (that breaks all electrical circuits that keep the engine running). It shall be identified by the standardised marking as detailed in Schedule A - diagram 5.4(1).

- 5.1.6** The **GR86 window net** is compulsory and must be fastened while the car is on the circuit. An inboard safety net is optional.

## **6.0 RACING WEIGHT**

- 6.1** For all GR86 race cars the minimum 'racing weight' of the race car in 'race trim' shall be 1325kg.

- 6.2** The racing weight may be measured at any time during the qualifying sessions and/or races, on the official scales of the meeting.

- 6.2.1** The official scales will be available for use from Friday at all Rounds of the Championship

- 6.2.2** The specific location and schedule of access will be advised by the way of Bulletin on the Official Noticeboard.

- 6.2.3** The scales will be available sixty(60) minutes prior to the first Circuit session each day.

- 6.3** The passenger's seat, belts and any driver comfort aids must be removed prior to the car being weighed.

- 6.4** The driver may be given up to 500ml of water to consume prior to the car being weighed. The bottle must be removed from the car while car is being weighed.
- 6.5** The only forms of ballast permitted are the ballast (and location) specified in Article 10.5 below, and/or fuel which can be added to respect the minimum racing weight.

## **7.0 TELEMETRY**

- 7.1** All forms of data transmission from the competing car is forbidden, excluding two-way voice communication between the driver and the pit-based team.
- 7.2** Impulse generators giving information on timing are authorised, provided they are separate parts that have no connection with the controls of the car.
- 7.3** Dash Configuration – the dash configuration is to be locked to ensure a consistent view across all race cars. Requests to add or modify additional dash displays must be submitted in writing to the Series Engineer for consideration.

## **8.0 GR86 RACECAR SPECIFICATION**

The GR86 race car is based upon the Toyota GR86 model with the parts detailed in schedule 1 installed by TOYOTA GAZOO Racing NZ.

All of the parts included in schedule 1 are designated as 'control parts' meaning they are fully controlled in respect of their specification, application and supply;

## **9.0 AUTHORISED MODIFICATIONS**

The following modifications / changes to the GR86 race car specification (as supplied by TOYOTA GAZOO Racing NZ), may be performed;

### **9.1 Vehicle safety equipment:**

- 9.1.1** An alternative steering wheel of the same type from the same manufacturer may be fitted or with the approval of TOYOTA GAZOO Racing NZ a steering wheel from another manufacturer may be used. It is permitted to add a steering wheel holder provided the fitment does not penetrate the safety cage and the installation is approved by the appointed MSNZ Championship Scrutineer or Championship Series engineer.
- 9.1.2** Competition seats manufactured to FIA standards 8855/99 and FIA 8862-2009 are authorised. The FIA 8862-2009 seat shall be installed using the homologated seat brackets including the rear seat back mount bracket. The FIA 8855/99 seat, where they are homologated for use with rear seat brackets, must have those brackets fabricated and installed in accordance with the manufacturer's instructions.

**Note:** *Not all FIA 8855/99 seats are designed or homologated for use with rear seat brackets. Please check that the seat is homologated for use with rear brackets.*

- 9.1.3** A alternative safety harness compliant to FIA Standard 8853-2016 (6 strap) for the driver may be used.

## 9.2 Bodyshell and interior:

**9.2.1** Additional fixings: Part number GR86PNLKIT- GR86 panel washer kit, may be fitted to non-metallic Bodywork, for the sole purpose of securing the component. The kit must be fitted as per fitting instructions supplied by TGRNZ representative.

**9.2.2** **Brake Pedal:** A brake pedal padding part number TR86BRKPPEDAL may be installed.



**9.2.3** **Interior rear vision mirror;** It is permitted to install a larger internal rear vision mirror. The mirror may be any make or model, however, must meet the following criteria:

- Can not be any larger than 380mm (15 inch) long
- Must be properly secured

**9.2.4** **Front Bumper Cover Grill:** It is recommended to install a mesh screen directly to and behind the Grill in the Front Bumper Cover for the sole purpose of preventing impact damage to the Radiator Core and Oil Cooler. The material of the mesh is free provided it has a mesh gap of no less than four(4)mm. It is also recommended to affix the front grill using cable ties.

**9.2.5** **Front headlight washers:** It is permitted to disconnect and remove the headlight window washers and associated hose and fittings up to, but not including the rubber outlet hose on the washer bottle. The outlet rubber hose is to be folded over and a cable tie is to be affixed to eliminate any fluid leakage from the washer bottle. Once removed the washer covers are to be fixed to the front bumper cover.



**9.2.6 Bodyshell:** If the safety integrity of a cars bodyshell is compromised beyond safe repair, the competitor, with the approval of TOYOTA GAZOO Racing New Zealand, may use a replacement bodyshell for the remainder of the meetings providing the vehicle is Safety Audited by the Championship Scrutineer and the requirements of Appendix Four Schedule Z Article 3.4, and Appendix Four Schedule Z Article 6.5 are met.

### **9.3 Suspension:**

**9.3.1 Camber:** Compliance shall be determined on the MSNZ meeting designated measuring pad using the GR86 Class Camber Tool.

- (1) The front wheel camber may be changed (by top mount only) to a maximum of 4.2° negative.
- (2) The rear wheel camber may be changed to a maximum of 2.2° negative.

**9.3.2** Front anti-rollbar is non-adjustable and must remain connected.

**9.3.3** Rear anti-rollbar is non-adjustable and must remain connected.

**9.3.4** Ride height can be adjusted provided a minimum front ride height of 140mm and a minimum rear ride height of 285mm is respected. This is to be measured from the outside edge lip of the bolt as shown below. Ride height measurement shall be taken with the vehicle in 'Race Trim' and may be measured at any time during qualifying sessions and/or races. For the purposes of ride height measurement, the tyres shall be set to 30 psi and the measurement shall be taken on the official flat pad.

Front ride height measuring points:



Rear ride height measuring points:





**9.3.5** The front and rear shock body length is a set length and shall not be adjusted. The only permitted adjustment is for ride height which shall be adjusted using the Spring Perch Nuts.

- (a) The front shock absorber body length shall be 24.0mm +/- 1.0mm from the bottom of the lower shock mount to the base of the shock insert. See Figure 9.3.7-1.
- (b) The rear shock absorber body length shall be 164mm +/- 1.0mm from the top of the insert body (not including cap) to the top of the bottom mount. See Figure 9.3.7-2.

Figure 9.3.7-1 Front Shock Absorber Body Height measuring points




Figure 9.3.7-2  
Rear Shock Absorber Body Height measuring points



**9.3.6** Servicing of the control shock absorber is not permitted.

#### **9.4 Brakes:**

**9.4.1 Rear Brakes:** The following are the only permissible modifications to the 'Control Part' Rear Brake Disc:

(1) The left-hand and right-hand rear brake discs may be interchanged, side to side.

**9.4.2** It is permitted to machine the brake discs provided the minimum thickness of 28.4mm for the front and 18mm for the rear is respected.

**9.4.3** It is permitted to remove the front brake bell anti rattle clips, along with the front and rear pad anti rattle fittings.

**9.5 Transponder Installation:** All cars must have an operational transponder fitted in the approved location (see Figure 9.5a).

**9.5.1** If a transponder is not operating correctly during any practice or qualifying sessions the associated car must immediately return to the pits to have the issue rectified.

**9.5.2** The transponder must have clear line of sight with the track surface. To achieve this an aperture, is to be made in the underbody cover (see Figure 9.5b).

Figure 9.5a



Figure 9.5b




- 9.6** It is permitted to paint or apply vinyl to bodywork provided that either process is for decorative purposes only and not performance enhancing.
- 9.7 Window Net:** It is compulsory to have a window net fitted.
- 9.7.1** An **inboard safety net** may also be fitted to the LH side of the driver using the approved attachment hardware, provided it does not obscure any portion of the onboard camera view. Existing interior fixtures of the vehicle may be modified solely for the purpose of securing the safety net.
- 9.8** The Oil Cooler must be repositioned using the instructions outlined in Technical Notification GR86-TN#006.
- 9.9** It is permitted to remove the windscreen washer bottle and associated fittings from the vehicle to aid with the repositioning of the oil cooler. These parts do not have to be refitted.
- 9.10 Replacement of water thermostat:**  
The engine water thermostat is to be replaced with the following- Mishimoto MMTS-BRZ-13 thermostat. Part # GR86THERMO76. This is a compulsory replacement.



#### 9.11 Removal of headlight washer covers

The removal of headlight washer covers in the front bumper is authorised provided the aperture is covered by vinyl wrap or tape.



### 10.0 OPTIONAL COMPONENTS

- 10.1 Weight Ballast:** Only ballast supplied by TOYOTA GAZOO Racing New Zealand is permitted (part numbers TR86BALLAST5 and/or TR86BALLAST104MM). Any Ballast is to be installed in the front passenger seat area of the vehicle, and the front passenger seat must be removed. The ballast must remain in the authorised location during any qualifying session and/or race.
- 10.2 EXHAUST:** To prevent the exhaust system being dislodged from its mounts in an accident, it is permitted to provide additional support to the exhaust system mounts by:  
a: Adding a hose clamp, cable tie or similar around the rubber section of the mount, and/or;  
b: Adding a tether using suitable tie wire or similar.
- 10.3 DRIVER AIDS:** it is permitted for drivers to use driver comfort aids (cool suits, helmet fans etc) however these are not included in the Minimum racing weight and must be removed prior to any official weighing of the car. See Article 6.3 Racing Weight.



### 11.0 OTHER PROVISIONS

- 11.1** A fuel coupling is installed in the return line of the fuel rail for the purpose of taking fuel samples and pumping fuel out of the fuel tank. The coupling is a control part.
- 11.2** It is permitted to remove the service panel from the engine room under tray. This is to allow additional cooling.



**11.3** The following modification is optional for Round Four(4) only:

Remove the steel under engine cover (part # SU00309169) and / or under gearbox cover (part # SU00309168) from the car. As per below photos in the table:

Under gearbox cover (Part # SU00309168)	Under engine cover (SU00309169)
	

## 12.0 SPARE PARTS

**12.1** All OE replacement parts and control parts shall be purchased from TOYOTA GAZOO Racing New Zealand.

- 12.2** Transmission assemblies GR86 (Part No. SU00310764) & TR86 (Part No. SU00304329) will be available at events for purchase from Toyota New Zealand. To be eligible for the series all such gearboxes must be identified by the application of a 'C' seal (as per Article 4.3) prior to sale/collection. These transmissions are the only ones permitted for use during Qualifying and Races.
- 12.3** For Testing and practice sessions GR86 (Part No. SU00310764) & TR86 (Part No. SU00304329) purchased from another supplier may be used. These do not require an official MotorSport NZ seal to be fitted.
- 12.4** It is permitted to repair and use failed GR86 transmissions (part # SU00310764) and TR86 transmissions (part # SU00304329) for testing purposes only.
- 12.5** Part No. GR86RACK14 – GR86 Steering Rack Spacer 14mm must be fitted to all vehicles prior to the first practice session of Round 2. The must be fitted as outlined in Technical Notification GR86 TN#005.

## **13.0 FUEL**

- 13.1** The only fuel permitted to be used is 98 octane unleaded pump fuel, it is not permitted to use a pump fuel with ethanol added.
- 13.2** Unless stated in this Technical Schedule, additives of any kind, specification, chemical description or composition shall not be added to the fuel, nor may a blend of two or more fuels be used.

## **14.0 LUBRICANTS**

- 14.1 Engine Oil:** Each Competitor must only use the specified Control Engine Oil being Castrol Edge 0W-40.
- 14.1.1** At all times, each competing vehicle must have a minimum of 5000 ml of (hot) Control Engine Oil in the engine sump pan. The minimum oil requirement does not include oil in the oil cooler or any other part of the engine.
- 14.2 Transmission Oil:** Each Competitor must only use the specified Control Gear Oil being Castrol Transmax Universal 75W-90
- 14.3 Differential Oil:** Each Competitor must only use the specified Control Diff Oil being Castrol Syntrax 80W-140.

## **15 WHEELS & TYRES**

- 15.1** It is permitted to use the Part No. GR86RIM – GR 86 Rim for testing and practice sessions.
- 15.2** Part No. GR86RIMV2 – GR86 DTM Rim Version 2 is the only rim permitted for use in Qualifying and races from Round 2.



- 15.3** The official tyre for the 2024-25 Bridgestone GR86 Championship Race Series is Part No. GR86Tyre - GR86 Bridgestone Tyre.

## **16.0 MEASURING TOOLS**

- 16.1** The following tools will be used to measure Ride Height:



- 16.2** Camber is measured using the supplied GR86 camber measuring gauge:



## SCHEDULE 1 – CONTROL PARTS LIST

Component Part	Description
GR86CAGEPAD	Roll Cage Padding
GR86SEATTHR	GR86 RACETECH RT4100THRS SEAT
GR86SEATSHR	GR86 RACETECH RT4100HRS SEAT
GR86SEATB	GR86 Seat Bracket (Pair)
GR86EMRM030Z	M8 - 1.25P x 30 SKT Capscrew
TR86EMH10025Z	M8 x 25 ZP 10.9 HT Bolt only
GR8605WHOZM	5/16 - M8 ZP Hardened Washer
TR86FootP01	Driver foot plate
GR86DMBM035Z	M6 x 35 ZP Button Head Capscrew
GR86DMBM012Z	M6 x 12 Button HD Capscrew
TR86SWheel	Sparco steering wheel
GR86SWC	Racetech Steering Wheel Coupling
TR86CMKM020B	M5 x 20 CSK socket screw
TR86SWCLIP	Steering Wheel Clip
TR86CMKM016B	M5 x 16 CSK socket screw
TR86SWB	Steering Wheel Boss
GR86Clutchk	Toyota 86 Clutch kit
TR86EFly	Toyota 86 Exedy Flywheel
GR86FBRAKEK	GR86 ENDLESS Front Brake Kit
GR86RBRAKEK	GR86 ENDLESS Rear Brake Kit
GR86RIM	GR86 Rim
GR86RIMV2	GR86 DTM Rim Version 2
GR86Tyre	GR86 Bridgestone Tyre
GR86FIREEXT	GR86 Fire Extinguisher
GR86BELT	GR86 Protech Int Pro Harness
GR86WBRACKET	GR86 Window Net Bracket
TR86WNET	TR86 Window net

MCA23SHOCKK	GR86 MCA SHOCK KIT COMPLETE (FRONT + REAR)
TR86SBF02	Sway bar links Front (rose joint complete)
TR86SBR02	M10 x 75 ZP SKT Capscrew
TR86SBR03	M10 ZP Nyloc Nut
TR86SBR04	M10 x 25x2.5 ZP Rnd Washer
TR86SBR05	M10 ZP Hex Flangenut serrated
TR86SBR07	Sway bar links rear rod end female
TR86SBR08	Sway bar links rear rod end male
TR86SBR09	Bush 50mm
TR86SBR10	Bush 10mm
TR86TBF01	Tow Bracket
TR86TBF02	Strap for tow bracket
TR86TBF03	Front Long Bush
TR86TBF04	17mm Heavy Bolt
TR86TBF05	M10 ZP Nyloc Nut
TR86TBF06	M10 x 75 ZPSKT Capscrew
TR86TBR02	M10 x 60 ZPSKT Capscrew
TR86TBR03	Rear Short Bush
GR86BP	Bonnet Pin Kit
GR86MOTECCECU	GR86 Motec M142 ECU
GR86DASH	GR86 Motec Dash and GPS
TR86C125BP	Steering Wheel Button Panel
TR86SWBUT	Steering Wheel Button Assembly with dangly cord
GR86PRESADP	1/8bsp male to 1/8npt female
GR86PRESENS	GR86 BOSCH Pressure Sensor
CARBK05R	Cartek Battery Isolator Kit
GR86PLUG01	Airbox blanking plug
TR864158Z	M5 x 8ml ZP Button Head Screw
TR86plugs03	Air intake duct plug 30.0
TR86plugs04	Air intake duct plug 10.0
GR86OILB01	Oil Breather Tank
TR86OilB03	-12 male to -10 o ring boss
TR86OilB09	-12 to 3/8"bsp adapters
TR86OilB11	-12 hose end 120 Black
TR86OilB12	19mm 60 Elbow blue 3 ply
GR86OilBHL	Oil Breather Hose Assy Long
GR86OilBHS	Oil Breather Hose Assy Short

GR86OILBAFFLE	GR86 DUMP BAFFLE PLATE ASSY
GR86EXHAUST01	GR86 HEADERS, EXHAUST
GR86EXHAUST02	GR86 EXHAUST, CENTER PIPE FRONT
GR86EXHAUST03	GR86 EXHAUST PIPE CENTER REAR
GR86EXHAUST04	GR86 EXHAUST MUFFLER ASSY
TR86Exhaust07	M10 x 30 ZP 8.8 HT Setscrew
TR86Exhaust08	M10 x 25 x 2.5 ZP rnd washer
TR86Exhaust09	M10 x 25 x 1.5 hex locknut
TR86Exhaust11	Exhaust Flange Gasket
TR86OilC01	Setrab Oil Cooler
TR86OilC02	Bracket Top
TR86OilC03	Bracket Bottom
TR86OilC04	Oil Filter adapter pin
TR86OilC05	Oil Filter adapter block
TR86OilC07	-10 male to -10 o ring boss
TR86OilC12	M22 to -10 male
TR86OilC15	58 x 3 o ring viton
TR86DWRIZ	M6x12.5x1.2 ZP bright washer
TR86DMRM012Z	M6 x 12 ZP SKT Capscrew
TR86DMRM016Z	M6 x 16 ZP SKT Capscrew
TR86F516HOSE	TR86 1/8 NPT to 5/16 hose barb
TR86FTPIPE	TR86 Female pipe tee 1/8in NPT
GR86FCLAMP	GR86 4 Pushlock Clamp
GR86FELBOW	GR86 6 Male to 1/8 NPT Male 90
GR86FHOSEEND	GR86 5/16 Straighthose end BLK
GR86FPRESADP	GR86 M10 x 1/8 NTP Fuel Pressure Adaptor
GR86FSVALVE	GR86 Fuel Sample Valve
GR86FUELHOSE	GR86 5/16 EFI Hose (1mtr)
GR86FUNION	GR86 1/8 NPT Male Union
GR86DOORCL	GR86 Carbon Door Card LH
GR86DOORCR	GR86 Carbon Door Card RH
TR86EngOil5l	5L PACKS EDGE 0W-40 ENGINE OIL
TR86BrakeFI1L	Brake Fluid Castrol SRF 1L
TR86DiffOil	Castrol syntrax 80W-140 Diff Oil 1 Litre
TR86GearOil	Castrol Syntrax 75W-90 Gearbox Oil 1 Litre
SU003-00515	BRACKET, IDLER PULLEY
SU003-00499	PULLEY ASSY, IDLER
SU003-00502	BOLT-PULLEY IDLER

SU003-00504	PLATE, IDLER PULLEY COVER, NO.1
MS50018001	TRD Oil Filter
GR86BATTERY	GR86 FULL RIVER HC28 BATTERY
MS14318001	TRD RADIATOR CAP
SU003-09479	GR86 COVER, RADIO TUNER
SU003-08718	BRACKET RADIO NO.1 LH
SU003-08717	BRACKET RADIO NO.1 RH
SU003-08693	PANEL INSTRUMENT CLUSTER GR86
GR86TARM	GR86 TOE ARM WITH PILLOW JOINT
GR86LOWERARM	GR86 HARD RACE LOWER ARM
83522802048	WATER WETTER (355ml)
TR86TOEBOLT	TR86 REAR TOE PLATES AND BOLTS
GR86PNLKIT	GR86 Panel washer kit
TR86BRKPEDAL	TR86 BRAKE PEDAL PADDING 2018
GR86RACK14	GR86 Steering Rack Spacer 14mm
GR86DASH	GR86 MOTEC C125 DASH & GPS
GR86MOTECUCU	GR86 MOTEC M142 ECU
GR86THERMO76	Mishimoto MMTS-BRZ-13 thermostat.